

New Sarawak ID Account Registration

1. Click on 'Register'.




2. Select Sarawak ID Account Type.

Sarawak ID Registration


Please Note:

1. You can only have one Sarawak ID.
2. Please use a valid email address. An account activation request will be sent to your email upon registration.

Select Account Type



MyKad



PASSPORT
Friend of Sarawak
(Non-Malaysian)

BACK

3. Fill in Your Profile.

Sarawak ID Registration

1 Your Profile 2 Optional Information 3 Mobile Phone 4 Email 5 Registration Complete

Your Profile

Sarawak ID *

VERIFY SARAWAK ID

1. Minimum 5 characters
2. Maximum 30 characters
3. Only alphanumeric characters with optional characters(_ @ .)

Name (As per MyKad) * **MyKad ***

Name **MUST** be the same with your name in MyKad / Passport. Use numbers only, without dashes.

Account Details

Secret Word *

4. Click 'I Agree' on the Terms and Conditions

Terms & Conditions

ACCEPTANCE OF STATE GOVERNMENT PORTALS AND WEBSITES TERMS OF USE

Welcome to the Sarawak State Government ("the State Government") official portal ("the portal").

In exchange for your use of the portal, you agree to be bound and abide by the following Terms of Use ("TOU"). Your use of the portal constitutes your acceptance of the TOU and any posted guidelines or rules which may be posted on the portal from time to time. All such feature guidelines shall be considered part of the TOU.

The State Government may add to, delete or modify any or all of the terms and conditions in the TOU at any time without notice to you. The TOU are take effective on all the State Ministries, State Departments, Resident and District Office, State Local Authorities and State Statutories' portals and websites published under the State Government Directories.

e-Participation

The State Government get involved aims to gather and gauge ground sentiments, engage citizens in the State Government on services and policv. Our feedback platforms available at the State Agencies portals

[CANCEL REGISTRATION](#) [I AGREE](#)


5. Fill in Optional Information.

Sarawak ID Registration

1 Your Profile 2 Optional Information 3 Mobile Phone 4 Email 5 Registration Complete

Optional Information

Profile Photo



Click or Drag & Drop your photo here

Image size should not be more than 10MB

Gender

Date Of Birth

Race

Religion

6. Verify your Mobile Phone.

The screenshot shows the 'Sarawak ID Registration' process at the 'Mobile Phone' step. A progress bar at the top indicates five steps: 1. Your Profile, 2. Optional Information, 3. Mobile Phone (highlighted in yellow), 4. Email, and 5. Registration Complete. The main content area is titled 'Mobile Phone' and contains the following elements:

- Your Mobile Number ***: A text input field with a dropdown menu set to 'MYS (+60)'.
- A One-Time-Password (OTP) is required to verify your mobile number.*
- *Note: You will only be able to receive OTP if you have a valid Malaysian mobile number.*
- REQUEST OTP**: A blue button.

7. Verify your Email Account.

The screenshot shows the 'Sarawak ID Registration' process at the 'Email' step. A progress bar at the top indicates five steps: 1. Your Profile, 2. Optional Information, 3. Mobile Phone, 4. Email (highlighted in yellow), and 5. Registration Complete. The main content area is titled 'Email Account' and contains the following elements:

- Your Email ***: A text input field with a blue button labeled **EMAIL VERIFICATION** to its right.
- You will be sent a verification email. If you have any problems receiving the email, you can change your email address and try again as many times as you like.*

8. A verification email shall be sent to your registered email. Click on the email verification link to verify your email address and activate your Sarawak ID account.

The screenshot shows the 'Sarawak ID Registration' process at the 'Registration Complete' step. A progress bar at the top indicates five steps: 1. Your Profile, 2. Optional Information, 3. Mobile Phone, 4. Email, and 5. Registration Complete (highlighted in yellow). The main content area is titled 'Registration Complete' and contains the following elements:

- Thank you for registering with Sarawak ID. Your account has been activated. You may now log in using your new Sarawak ID account.
- LOGIN**: A blue button.